



Provider Data Portal

Overview for Providers in Washington State

January 31, 2024

Agenda and Presenters

1. WA State Credentialing Update
2. CAQH Overview
3. CAQH Provider Data Portal Demonstration
4. Support & Resources
5. Q & A



Stephanie Cole
OneHealthPort, Customer Relations



David Colon-Margolies
CAQH, Provider Engagement



WA State Credentialing

Prepared for CAQH Training Webinars

Prepared and presented by:
Stephanie Cole, Director of Customer Relations

January 2024

History of the WA State Credentialing Program

- In 2009, WA State designated that the Lead Organization, OneHealthPort, develop a uniform electronic process for collecting and transmitting credentialing data
- RCW 48.43.750 (1)(a) requires health plans to use the database selected by OneHealthPort as the Lead Organization
- In November 2023 a working group, facilitated by OneHealthPort and represented by health plans, providers, and Associations, recommended CAQH as the new credentialing vendor for WA State

Resource: onehealthport.com/credentialing/credentialing-overview

Key Players



Designated in ESSB 5346 with the role of regulatory oversight. That includes oversight of OneHealthPort as the Lead Organization for Administrative Simplification, including the statewide credentialing program.



Designated as the Lead Organization by ESSB 5346 which requires a statewide data collection process for all credentialing and privileging data. OneHealthPort engages with the community to monitor the program and coordinate feedback with the vendor.



The CAQH Provider Data Portal is now the chosen vendor database for the WA state credentialing program.



OneHealthPort Resources

For more information visit onehealthport.com/support-communications

Support & Communications

Access to Medversant's ProviderSource is no longer available via OneHealthPort. Please see the latest Advisory and Frequently Asked Questions for information about the transition to CAQH.

Training is available: CAQH is hosting webinars to help providers and credentialing staff transition. [Click here to register today.](#)

<p>Access our Frequently Asked Questions page regarding the CAQH transition</p> <p>FAQ for the CAQH Transition</p>	<p>View the list of health plans and how they are accepting credentialing applications (last updated December 26)</p> <p>List of Health Plans</p>	<p>View the Credentialing Workgroup Charter. For more information about the workgroup, please contact us</p> <p>Credentialing Workgroup Charter</p>
<p>Read our advisories on the Medversant credentialing outage and transition to CAQH</p> <p>Jan. 11, 2024 Dec. 14, 2023 Nov. 15, 2023 Aug. 18, 2023 Aug. 14, 2023 Aug. 10, 2023</p>	<p>Medversant's Credentialing Outage FAQ from August 10, 2023</p> <p>Medversant Credentialing Outage FAQ</p>	<p>Contact us with feedback or for more information</p> <p>Contact Us</p>

About CAQH

Our Vision

To align the healthcare ecosystem around essential solutions that power a more connected, less costly experience for all

CAQH Solutions

leverage data and technology to reduce costs and transform healthcare.

CAQH CORE

develops operating rules that lead to standards to streamline healthcare.

CAQH Insights

track opportunities to improve healthcare practices.



Health Plans



Providers



Medicaid Programs



Technology Partners

Providers and Medical Staff Professionals use the CAQH Provider Data Portal to reduce administrative burden.



Maintain **one** credentialing application that is accepted across the US.



Authorize health plans to access your profile for credentialing, and more.



Update your profile quarterly to reduce telephone and email requests from plans.

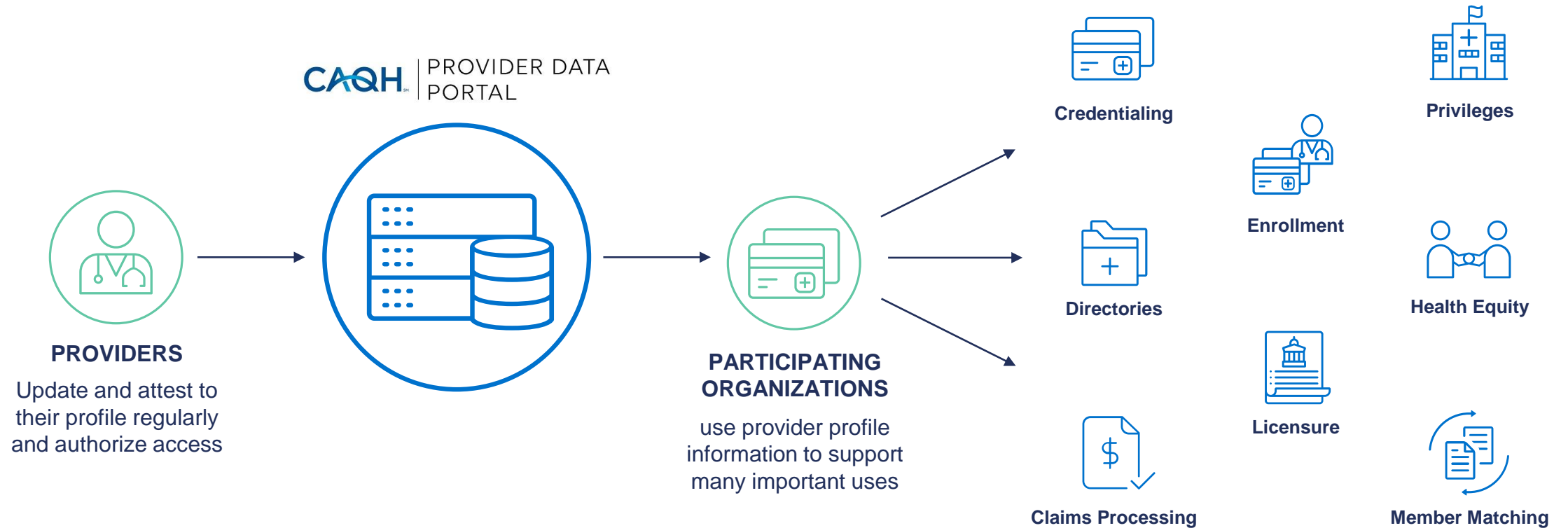


Available at no charge to providers.



CAQH Provider Data Portal

Providers Use One Portal For Many Organizations and Uses



CAQH Provider Data Portal

The screenshot shows the CAQH Provider Data Portal interface. At the top, there are four callout boxes with arrows pointing to specific sections of the page:

- Where providers maintain their professional and practice information:** Points to the 'Provider' tab in the navigation bar.
- Where groups maintain provider & location details for delegated rosters and directories:** Points to the 'Provider Groups' tab in the navigation bar.
- Where practice managers enter info. and documents shared by multiple providers:** Points to the 'Practice Managers' tab in the navigation bar.
- Where Participating Organizations retrieve provider data:** Points to the 'Participating Organizations' tab in the navigation bar.

The main content area is divided into two columns. The left column, under the 'Provider' tab, contains the following text:

Provider Data Portal
Formerly CAQH ProView

Welcome to the CAQH Provider Data Portal formerly known as CAQH ProView. CAQH Provider Data Portal eliminates duplicative paperwork with organizations that require your professional and practice information for claims administration, credentialing, directory services, and more.

Help reduce inquiries for your administrative information and save even more time by keeping your profile complete and up-to-date. Ensure that the healthcare organizations you authorize have instant access to accurate, timely information.

Sign in on the right to update your existing profile information or, if you are a new user, register to create a profile.

TO LEARN MORE

- [CAQH Provider Data Portal for Providers User Guide v43](#)
- [Video: Single Sign-on for Dentists](#)
- [CAQH Provider Data Portal Dentists Quick Reference Guide v2.1](#)

The right column, under the 'Participating Organizations' tab, contains the following text:

Sign In
Check for CAQH ID

Username
username

[Forgot Username](#)

Password

[Forgot Password](#)

Remember me

Sign In

First Time Here?

- Dentists: Sign in using the American Dental Association's portal
- If you received a welcome email, use the link in your email to begin the sign in process.
- If you are a first-time user, [register here](#).

Live Demonstration


Support and Resources

CAQH Support and Training

CAQH Solutions Center

- Login to Chat – or –
- Call 888-599-1771

Provider Resources

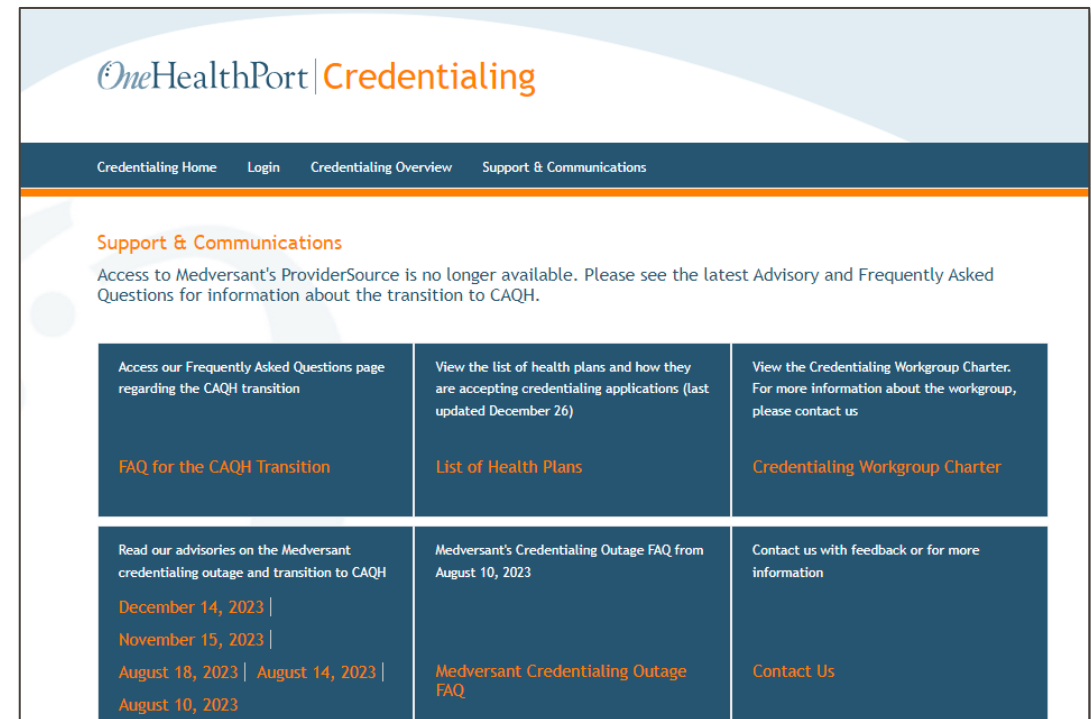
- Login and click  to access
 - CAQH University: Self-Paced, Online Training.
 - User Documentation.

Still have questions?

email outreach@caqh.org.

OneHealthPort Credentialing

Visit for helpful information and links.



OneHealthPort | Credentialing

Credentialing Home Login Credentialing Overview Support & Communications

Support & Communications

Access to Medversant's ProviderSource is no longer available. Please see the latest Advisory and Frequently Asked Questions for information about the transition to CAQH.

Access our Frequently Asked Questions page regarding the CAQH transition	View the list of health plans and how they are accepting credentialing applications (last updated December 26)	View the Credentialing Workgroup Charter. For more information about the workgroup, please contact us
FAQ for the CAQH Transition	List of Health Plans	Credentialing Workgroup Charter
Read our advisories on the Medversant credentialing outage and transition to CAQH	Medversant's Credentialing Outage FAQ from August 10, 2023	Contact us with feedback or for more information
December 14, 2023 November 15, 2023 August 18, 2023 August 14, 2023 August 10, 2023	Medversant Credentialing Outage FAQ	Contact Us

Questions

Please submit questions in chat.

Following the webinar, if you have additional questions
[email outreach@caqh.org](mailto:email_outreach@caqh.org)

Appendix

**Gather these items
to save time
completing your
initial profile**

- **Practice information (including patient locations)**
- **Hospital affiliation information**
- **NPI number**
- **Medicare and Medicaid numbers**
- **Certification Information for BLS and ACLS0**
- **Copy of professional liability insurance face sheet**
- **Copy of DEA and CDS license(s)**

Documents may be uploaded or sent to CAQH by e-mail, or USPS

- *Format:* PDF, TIF, JPG, or JPEG.
- *Size:* Smaller than 12MB.
- *Signature:* If required, sign electronically or with ink.
 - Signature date (if required) must be within 120 days of the current date.
 - Only one AAR needed, once attested the electronic date stamp extends the original signature.

Tips

- No expired documents.
- Scan, save and upload each document separately.
 - One document type per page.
 - Scanned documents must be legible with all important detail included.
 - Data entered in the document section must match documentation.
 - PLI face sheet (or group PLI documentation) must include the provider's name as an insured.
 - If emailing documents, include the CAQH Provider ID in the email body or subject (documents@proview.caqh.org)

Attestation vs. Confirmation

Attestation

(Credentialing)

WHAT

Providers must verify their credentials are accurate

WHY

Credentialing compliance

WHEN

Every 120 days

Confirmation

(Directory)

WHAT

Affirms the accuracy of the information related to a specific practice location

WHY

Directory compliance

WHEN

Every 90 days